

IES ROAD REPORT
PHOTOMETRIC FILENAME : DAB-12C.IES

DESCRIPTIVE INFORMATION (From Photometric File)

IESNA:LM-63-2002
[TEST] F0707063A1
[TESTLAB]
[ISSUE DATE] 19 Feb 2008
[TEST DATE] 12 July 2007
[MANUFAC] XLEDS USA
[LUMCAT] DAB-12C
[LUMINAIRE] Bar Type LED Lighting Fixture
[LAMPCAT] 96 White LEDS, TOTAL LUMENS=960
[LAMP] LED(10 lm/ea)

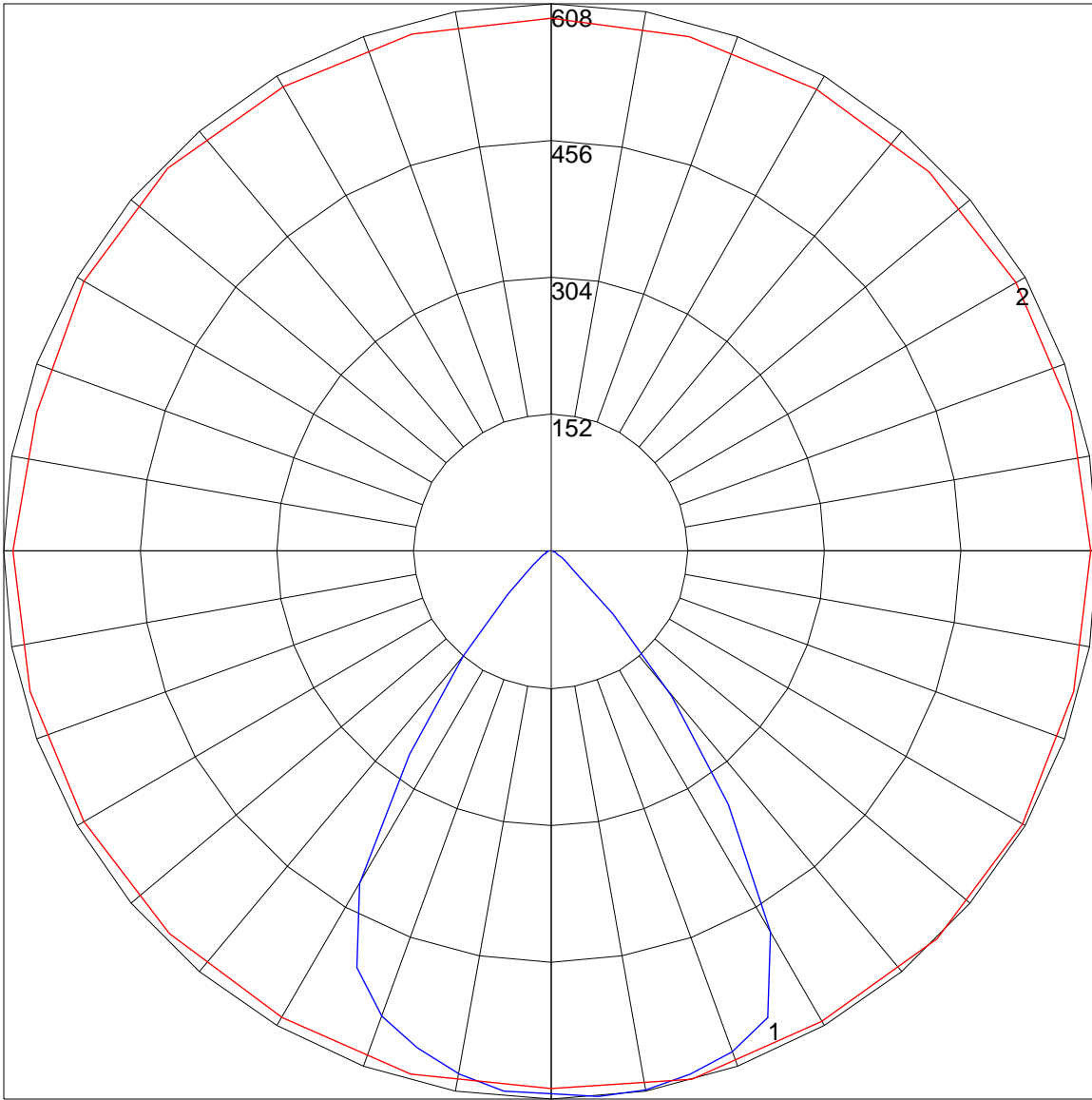
CHARACTERISTICS

IES Classification	Type I
Longitudinal Classification	Very Short
Cutoff Classification (deprecated)	Cutoff
Total Rated Lamp Lumens	960
Maximum Candela	608.15
Maximum Candela Angle	315H 5V
Maximum Candela At 90 Degrees Vertical	2.26 (0.2% Lamp Lms)
Maximum Candela from 80 to <90 Degrees Vertical	4.61 (0.5% Lamp Lms)
Downward Total Efficiency	79.8%
Total Luminaire Watts	22
Ballast Factor	1.00

LUMINAIRE CLASSIFICATION SYSTEM (LCS)

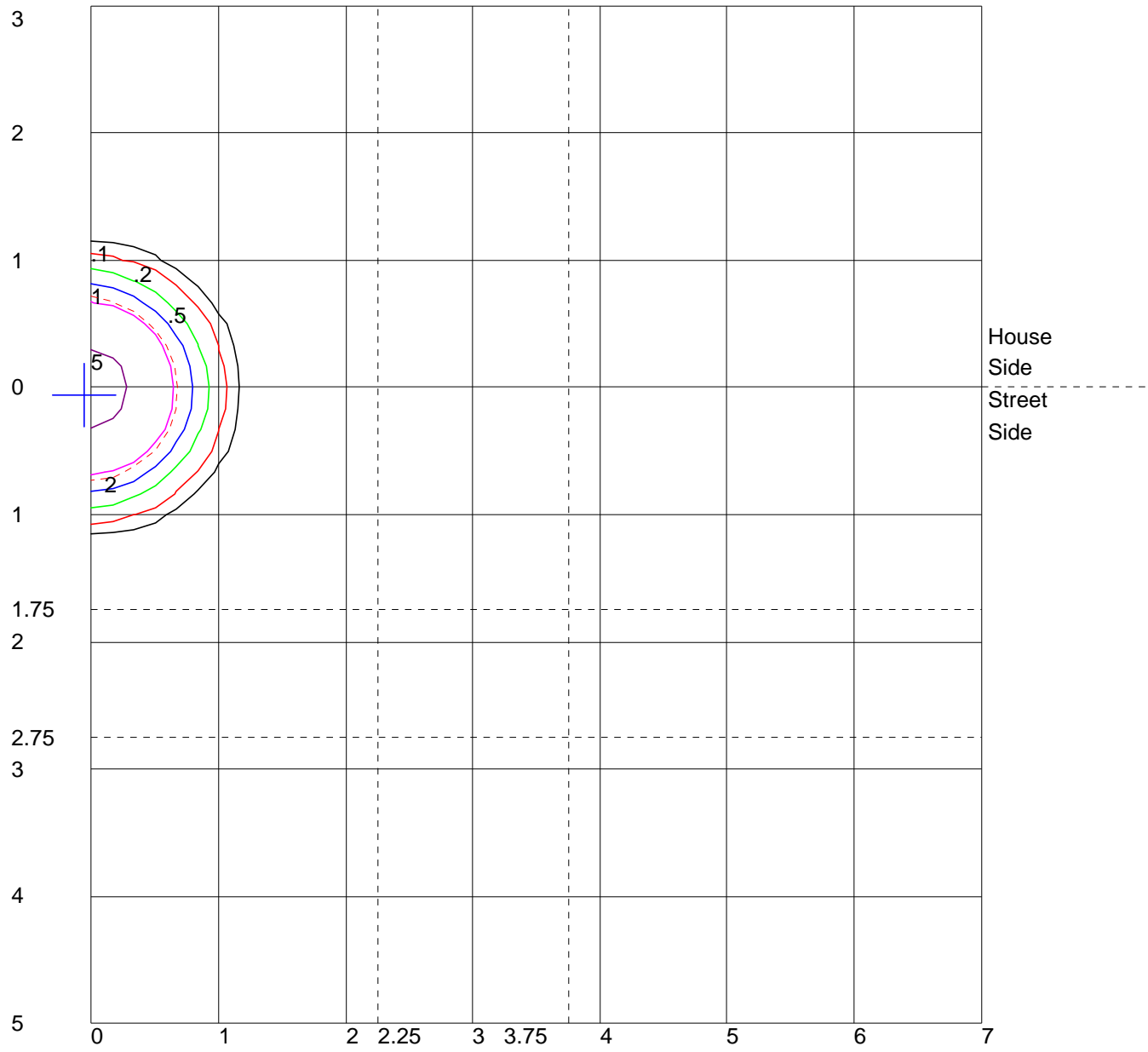
	Lumens	% Lamp	% Luminaire
FL - Front-Low (0-30)	233.2	24.3	30.4
FM - Front-Medium (30-60)	145.9	15.2	19.0
FH - Front-High (60-80)	7.6	0.8	1.0
FVH - Front-Very High (80-90)	1.6	0.2	0.2
BL - Back-Low (0-30)	228.2	23.8	29.8
BM - Back-Medium (30-60)	140.4	14.6	18.3
BH - Back-High (60-80)	7.8	0.8	1.0
BVH - Back-Very High (80-90)	1.6	0.2	0.2
UL - Uplight-Low (90-100)	0.0	0.0	0.0
UH - Uplight-High (100-180)	0.0	0.0	0.0
Total	766.3	79.9	100.0

POLAR GRAPH



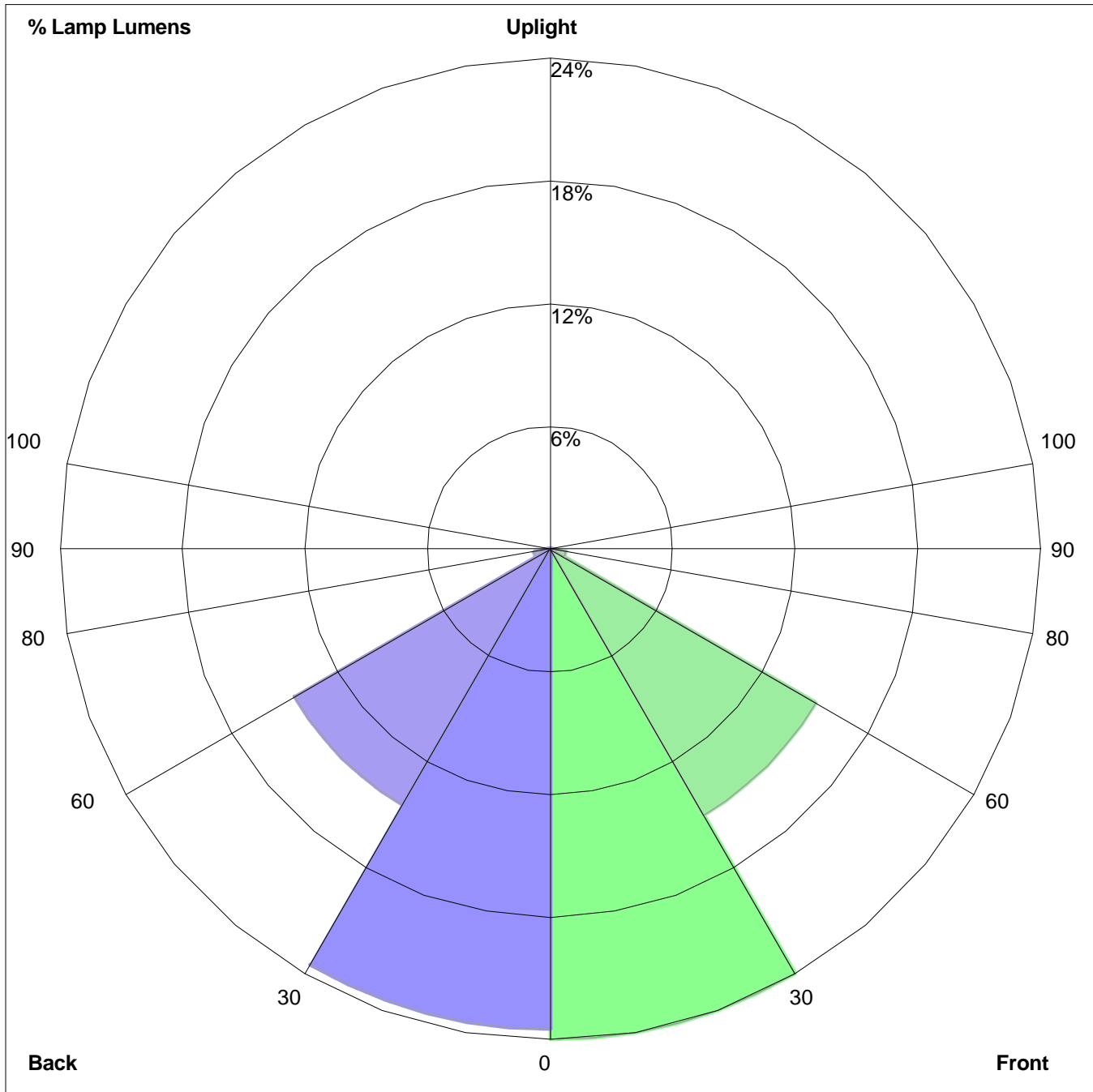
Maximum Candela = 608.15 Located At Horizontal Angle = 315, Vertical Angle = 5
1 - Vertical Plane Through Horizontal Angles (315 - 135) (Through Max. Cd.)
2 - Horizontal Cone Through Vertical Angle (5) (Through Max. Cd.)

ISOFOOTCANDLE LINES OF HORIZONTAL ILLUMINANCE



Distance In Units Of Mounting Height
Values Based On 10 Foot Mounting Height
1/2 Maximum Candela Trace Shown As Dashed Curve
(+) = Maximum Candela Point

LUMINAIRE CLASSIFICATION SYSTEM (LCS) GRAPH



Percent Lamp Lumens:
 Front: Low=24.3%, Medium=15.2%, High=0.8%, Very High=0.2%
 Back: Low=23.8%, Medium=14.6%, High=0.8%, Very High=0.2%
 Uplight: Low=0.0%, High=0.0%